

# **RADPAD®**



**There is only one clinically proven,  
sterile, non-lead, non-vinyl, lightweight  
and disposable shield that can  
guarantee a 95% reduction in  
scatter radiation...**

**RADPAD®**

**The Gold Standard in Radiation Protection™**

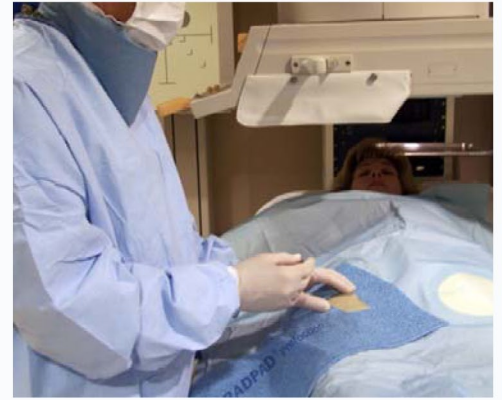
# All Fluoro-Guided Procedures Produce Scatter Radiation



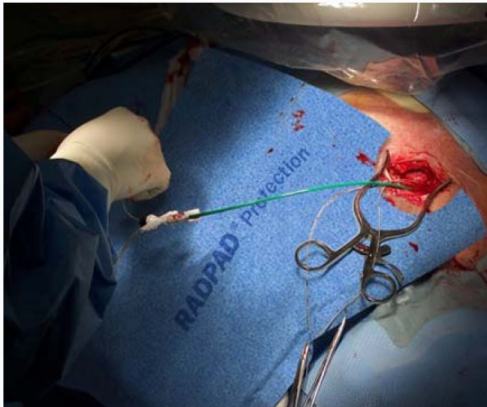
Femoral Entry



Vertebroplasty



Biopsy



Device Implant



Dialysis Declotting

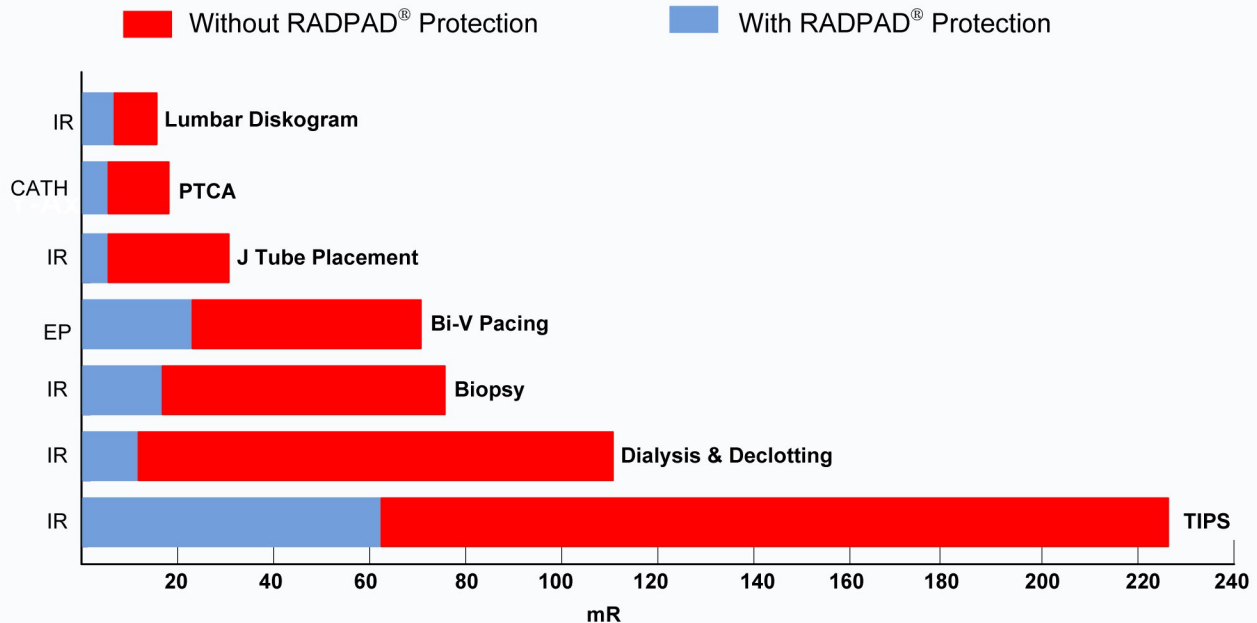


Peripheral

Some interventional procedures result in significantly more scatter radiation than others. Differentiating factors include: complexity of procedure, total fluoro time, size of patient, and operator proximity to the primary beam/image intensifier. However, all radiation doses are cumulative and multiple low-level procedures each day put doctors,

nurses and techs in a potentially harmful situation. For this reason, clinically proven RADPAD® Shields are available in a wide spectrum of protection levels from 50% to 95% at 90kVp to drastically reduce scatter radiation in every interventional procedure.

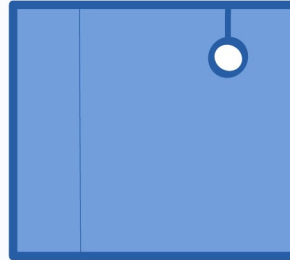
## AVERAGE RADIATION EXPOSURE LEVELS PER PROCEDURE




# RADPAD® Shields are designed for maximum protection and ease of use in every procedure




**5100A  
Interventional Specialty Shield**  
Used in IR, Cath and EP labs as an alternate or auxiliary shield for procedure specific shields.



**5300A  
Femoral Shield**  
Ultimate protection for all femoral artery access procedures in IR, OR, Cath & EP labs. Will not inhibit physician's technique.



**5200A  
Biopsy Shield**  
Outstanding protection for all types of biopsy procedures. Rectangular fenestration allows access and viewing while minimizing radiation exposure.




**5511A  
Fenestrated Radial Access Shield**  
Versatile shield provides excellent protection for both AP and oblique viewing angles.




**5400A  
EP Left Subclavian Shield**  
Excellent protection for device implant procedures such as Bi-V pacing, etc. Specially designed fenestration allows easy access and maximum protection.



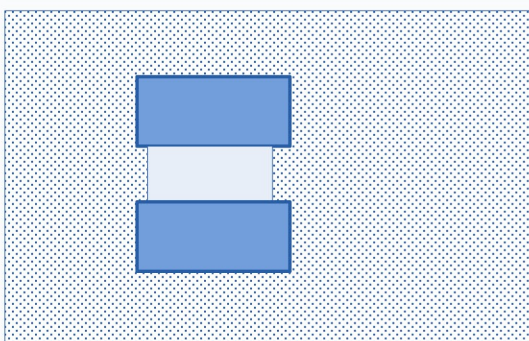
**5110A Peripheral Shield**  
Excellent protection for peripheral procedures. Added length allows full mobility and protection when fluoroscopying the entire limb.



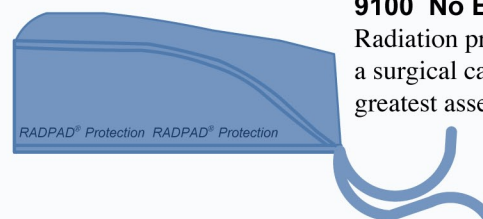
**5500A  
Jugular Access/TIPS Shield**  
Excellent protection for all jugular procedures. Slit allows fold away for access and closes back to block radiation.



**7400 Vertebro/Kyphoplasty Drape**  
Base shield protects team during AP views. Trapezoid shield folds out 90° from patient to provide excellent protection during high exposure level lateral viewing.



**7200A  
Dialysis Access Declotting Drape**  
Easily adjustable shields provide outstanding protection as well as flexibility for oblique fluoro views.



**9100 No Brainer**  
Radiation protection embedded in a surgical cap protects your greatest asset.

RADPAD® absorbent shields are available in multiple levels of protection. To select the right shields for your procedures, go to [www.radpad.com](http://www.radpad.com) or contact your local representative.

# Trust Your Patient's Health and Your Radiation Protection to Clinically Proven RADPAD® Products...

**Know what you're buying and how well it really works.**

Because you can't see or feel scatter radiation, you must be able to trust that what you're doing for protection is actually going to work. RADPAD® has been earning the trust of physicians and their teams around the world for more than 15 years.

Furthermore, we all know that real trust comes with "real proof," and that's why RADPAD has been involved in more than 18 independent clinical studies proving product effectiveness.

## Our clinical studies speak for themselves...

*"The interventionalist exposed to scatter radiation, over a life-time career, could find significant health benefits by using a radiation protective drape during endovascular procedures."*

Schneider, Joel., ET AL, Wake Med, Raleigh, NC  
TCT-403: Reduction of Occupational Exposure to Scatter Radiation during Endovascular Interventions: A Prospective, Placebo Controlled Trial Comparing the Effectiveness of a Disposable Radiation-Absorbing Drape J.AM.Coll.Cardiol.240;56;893

*"Use of this protective shielding greatly reduces operators' occupational exposure to scatter radiation during pectoral device implantation without compromising sterility or procedural technique."*

Simons, G.R. ET AL, Englewood Hospital and Medical Center Englewood, NJ Use of a Sterile, Disposable, Radiation-Absorbing Shield Reduces Occupational Exposure to Scatter Radiation During Pectoral Device Implantation. PACE, Vol. 27, Part I June 2004

*"Given the radiation safety principle of ALARA (as low as reasonably achievable), RADPAD use has become the standard in our laboratory for all interventional procedures."*

Shear, W.S. ET AL, VA Medical Center, Minneapolis, MN  
Reduction of Scatter Radiation During Percutaneous Coronary Interventions Using a Sterile, Disposable, Radiation-Absorbing Shield. SCAI #124, May 2002

*"...the protection from scatter radiation for the patient and the operator is simple, affordable, and effective."*

Dromi, Sergio, ET AL, Special Procedures, Diagnostic Radiology Department, National Institutes of Health  
Heavy Metal Pad Shielding During Fluoroscopic Interventions J Vasc Interv Radiol 2006; 17: 1201-1207

**Our customers know they are protected.**

**RADPAD®**

**The Gold Standard in Radiation Protection™**

Worldwide Innovations & Technologies, Inc. • 913-648-3730 • [www.radpad.com](http://www.radpad.com)